

Wandleuchte, Aluminiumdruckguss, Feinstruktur matt pulverbeschichtet, direkt/indirekt strahlend, Leuchtenköpfe 345° drehbar, inkl. Konverter


Wall luminaire, die-cast aluminium, matt fine textured powder-coated, direct/indirect beam, head 345° swiveling, incl. converter

Lampada da parete in alluminio pressofuso, verniciata a polvere opaca, luce diretta/indiretta, testa 345° girevole, converter incluso

**W3** = LED 3000K

LT: 25000h

**A++** - **A**

IP20  

### BO SINGLE LED

SYS 5,2W · 230V · CRI >90

472-0080490003005

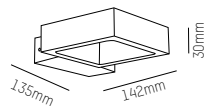
472-0080490003006

**W** **W3**

300lm

**S** **W3**

185lm



↻ 345°

### BO DOUBLE LED

SYS 2 x 5,2W · 230V · CRI >90

472-0090890003005

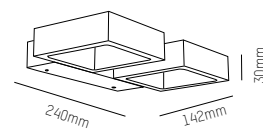
472-0090890003006

**W** **W3**

595lm

**S** **W3**

350lm



↻ 345°

