

Organisch geformte modulare LED Aufbauleuchte
Opal-Diffusor aus rotationsgegossenem Polyethylen
Hochwertige dunkelchrome Endkappen
Schaltbar, optional dimmbar 1-10V oder mit DALI
Energieeffiziente LEDs mit hoher Farbwiedergabe

Organic shaped LED modular surface mounted luminaire
Opal diffuser made of rotomoulded polyethylene
High quality end caps in dark chrome
Switchable, optional 1-10V or Dali dimmable
Energy efficient with high colour rendering LED

Lampada LED a soffitto/parete modulare, forma organica
Diffusore opale in polietilene
Tappo finale di alta qualità in cromo scuro
Dimmerazione 1-10V o DALI opzionale
LED di efficienza energetica ad alta resa cromatica

Applique LED modulaire, forme organique
Diffuseur opal en polyéthylène
Embout en haute qualité
Dimmable 1-10V ou DALI optionnel
Efficientes LED à haute reproduction des couleurs

Dimmbare Versionen / dimmable versions
660-XXXXad = analog dimm. 1 - 10 V
660-XXXXddd = DALI dimm.

W3 = LED 3000K
W4 = LED 4000K

IP 20  

A++ - **A**



LASH SYSTEM SD

220-240V AC · CRI >80 · Binning SDCM 3

SYS 50W


660-4019S    5100lm
660-4014S    5650lm

COMPONENTS

ENDDECKEL / END PIECE

660-21 

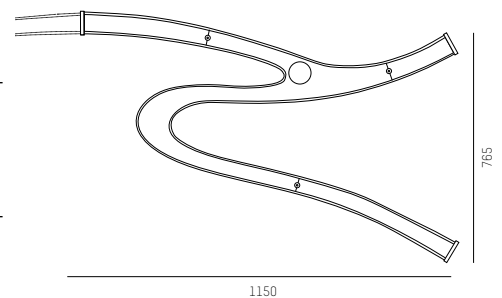
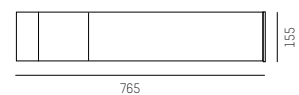
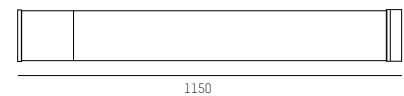
SYSTEMVERBINDER / SYSTEM JUNCTION

660-42d  dimmbar / dimmable

EINSPESUNG SYSTEM / POWER CANOPY

max. 10 Leuchten pro Einspeisepunkt
max. 10 luminaires per power feed

660-401d 5 x 1,5mm²



765

