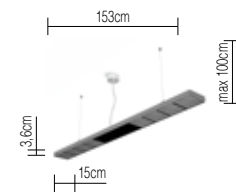




XT-A CEILING 150X15 DL



FRAME / RASTER

satin / black	dimmbable*	XA50-0
satin / white	dimmbable*	XA50-1
white / white	dimmbable*	XA50-3
satin / black	sensor [Ⓔ]	XA51-0
satin / white	sensor [Ⓔ]	XA51-1
white / white	sensor [Ⓔ]	XA51-3




lightdim connect S



swarm function (FOR SENSOR LUMINAIRES) PD51-3

A - A++ | * dimmable 1-10V, [Ⓔ] dimmable with switch (each luminaire requires 1 switch) and with the provided remote control | 3500K | 75W | 6300lm | CRI >80

XT-A CEILING 240X15 IL



FRAME / RASTER

satin / black	dimmbable*	XA54-0
satin / white	dimmbable*	XA54-1
white / white	dimmbable*	XA54-3
satin / black	sensor [Ⓔ]	XA55-0
satin / white	sensor [Ⓔ]	XA55-1
white / white	sensor [Ⓔ]	XA55-3



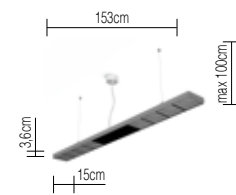
lightdim connect



swarm function (FOR SENSOR LUMINAIRES) PD51-0

A - A++ | * dimmable 1-10V, [Ⓔ] dimmable with switch (each luminaire requires 1 switch) and with the provided remote control | 3500K | 150W | 16.000lm | CRI >80

XT-A CEILING 150X15 IL



FRAME / RASTER

satin / black	dimmbable*	XA56-0
satin / white	dimmbable*	XA56-1
white / white	dimmbable*	XA56-3
satin / black	sensor [Ⓔ]	XA57-0
satin / white	sensor [Ⓔ]	XA57-1
white / white	sensor [Ⓔ]	XA57-3



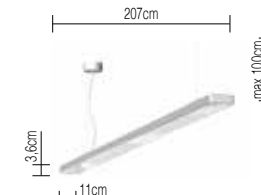
lightdim connect S



swarm function (FOR SENSOR LUMINAIRES) PD51-3

A - A++ | * dimmable 1-10V, [Ⓔ] dimmable with switch (each luminaire requires 1 switch) and with the provided remote control | 3500K | 89W | 10500lm | CRI >80

XT-A CEILING 200X11



FRAME / RASTER

satin / black	dimmbable*	GX53-0
satin / white	dimmbable*	GX53-2
satin / black	sensor [Ⓔ]	GX53-1
satin / white	sensor [Ⓔ]	GX53-3




lightdim connect S



swarm function (FOR SENSOR LUMINAIRES) PD51-3

A - A++ | * dimmable 1-10V, [Ⓔ] dimmable with switch (each luminaire requires 1 switch) and with the provided remote control | 3500K | 94W | 11362lm | CRI >80

XT-A CEILING 240X15 DL



FRAME / RASTER

satin / black	dimmbable*	XA52-0
satin / white	dimmbable*	XA52-1
white / white	dimmbable*	XA52-3
satin / black	sensor [Ⓔ]	XA53-0
satin / white	sensor [Ⓔ]	XA53-1
white / white	sensor [Ⓔ]	XA53-3



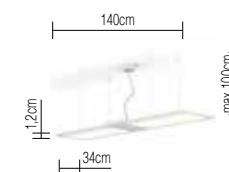
lightdim connect



swarm function (FOR SENSOR LUMINAIRES) PD51-0

A - A++ | * dimmable 1-10V, [Ⓔ] dimmable with switch (each luminaire requires 1 switch) and with the provided remote control | 3500K | 125W | 9000lm | CRI >80

XT-S CEILING 140



LUMINAIRE / FIXTURE

white / white	sensor	XS51-3
charcoal / white	sensor	XS51-2



lightdim connect



swarm function (FOR SENSOR LUMINAIRES) PD51-0

A - A++ | dimmable with switch (each luminaire requires 1 switch) | The following light temperatures can be set using the provided remote control: 2700K-3000K-3500K-4000K-5000K-6000K | 96W | 10970lm | CRI >80