

TECHNICAL DATA SHEET

MINI IP54

BATHROOM - STANZA DA BAGNO - BADEZIMMER - BADKAMER - SALLE DE BAINS - CUARTO DE BAÑO

Fix (not adjustable) 0° - 0°

102x238 mm




Material : CALCYT® plaster

REMOTE LED DRIVER ON/OFF

REF N° 697 00 006 8W

REF N° 697 00 015 15W

REF N° 697 00 025 25W

230V/50Hz -  - current controlled
 -  - IP20 - 350mA - not dimmable

MINI LED DIM 100 LM







REF N° 149 60 501 CRI 80 warm white 2200°K

REF N° 149 60 001 CRI 90 warm white 2700°K

REF N° 149 60 101 CRI 90 warm white 3000°K

REF N° 149 60 201 CRI 90 neutral white 4000°K

REF N° 149 60 301 royal blue

 - 1W - excl. LED driver - current controlled 350 mA -  -  -  -  -  - serial wiring - 3 Step MacAdam
 Requires remote LED driver - 350 mA

REMOTE LED DRIVER DIM

REF N° 697 60 006 6W 1-10V

REF N° 697 60 015 15W 1-10V




REF N° 697 30 015 15W DALI

REF N° 697 60 025 25W 1-10V DALI PUSH

REF N° 697 60 040 40W 1-10V DALI PUSH

REF N° 697 70 009 9W PHASE DIM (tr. edge)

REF N° 697 70 017 17W PHASE DIM

230V/50Hz -  - current controlled
 -  - IP20 - 350mA - dimmable

MINI LED DIM 200 LM







REF N° 149 62 501 CRI 80 warm white 2200°K

REF N° 149 62 001 CRI 90 warm white 2700°K

REF N° 149 62 101 CRI 90 warm white 3000°K

REF N° 149 62 201 CRI 90 neutral white 4000°K

REF N° 149 62 301 royal blue

 - 2W - excl. LED driver - current controlled 350 mA -  -  -  -  -  - serial wiring - 3 Step MacAdam
 Requires remote LED driver - 350 mA

MINI LED DIM 400 LM







REF N° 149 61 501 CRI 80 warm white 2200°K

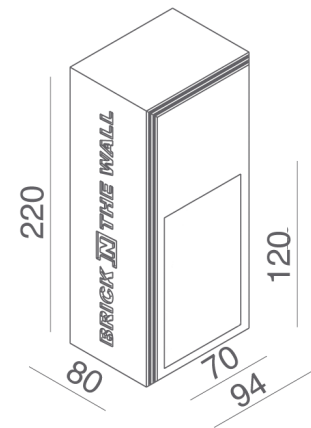
REF N° 149 61 001 CRI 90 warm white 2700°K

REF N° 149 61 101 CRI 90 warm white 3000°K

REF N° 149 61 201 CRI 90 neutral white 4000°K

REF N° 149 61 301 royal blue

 - 4W - excl. LED driver - current controlled 350 mA -  -  -  -  -  - serial wiring - 3 Step MacAdam
 Requires remote LED driver - 350 mA



Ready for installation in solid walls
 Optional plasterkit for installation into gypsum walls

PLASTERKIT MINI

REF N° 749 01 000 For mounting into gypsum walls

TECHNICAL DATA SHEET

MINI SQUARE IP20

INDOOR - INTERNO - INNENBEREICH - INTERIEUR - INTÉRIEUR - INTERIOR

Fix (not adjustable) 0° - 0°

102x190 mm




Material : CALCYT® plaster

REMOTE LED DRIVER ON/OFF

REF N° 697 00 006 8W

REF N° 697 00 015 15W

REF N° 697 00 025 25W

230V/50Hz -  - current controlled
 -  - IP20 - 350mA - not dimmable

MINI SQUARE LED DIM 100 LM







REF N° 150 60 500 CRI 80 warm white 2200°K

REF N° 150 60 000 CRI 90 warm white 2700°K

REF N° 150 60 100 CRI 90 warm white 3000°K

REF N° 150 60 200 CRI 90 neutral white 4000°K

REF N° 150 60 300 royal blue

 - 1W - excl. LED driver - current controlled 350 mA -  -  -  -  -  - serial wiring - 3 Step MacAdam
Requires remote LED driver - 350 mA

REMOTE LED DRIVER DIM

REF N° 697 60 006 6W 1-10V

REF N° 697 60 015 15W 1-10V




REF N° 697 30 015 15W DALI

REF N° 697 60 025 25W 1-10V DALI PUSH

REF N° 697 60 040 40W 1-10V DALI PUSH

REF N° 697 70 009 9W PHASE DIM (tr. edge)

REF N° 697 70 017 17W PHASE DIM

230V/50Hz -  - current controlled
 -  - IP20 - 350mA - dimmable

MINI SQUARE LED DIM 200 LM







REF N° 150 62 500 CRI 80 warm white 2200°K

REF N° 150 62 000 CRI 90 warm white 2700°K

REF N° 150 62 100 CRI 90 warm white 3000°K

REF N° 150 62 200 CRI 90 neutral white 4000°K

REF N° 150 62 300 royal blue

 - 2W - excl. LED driver - current controlled 350 mA -  -  -  -  -  - serial wiring - 3 Step MacAdam
Requires remote LED driver - 350 mA

MINI SQUARE LED DIM 400 LM







REF N° 150 61 500 CRI 80 warm white 2200°K

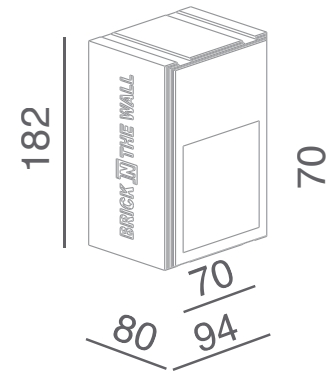
REF N° 150 61 000 CRI 90 warm white 2700°K

REF N° 150 61 100 CRI 90 warm white 3000°K

REF N° 150 61 200 CRI 90 neutral white 4000°K

REF N° 150 61 300 royal blue

 - 4W - excl. LED driver - current controlled 350 mA -  -  -  -  -  - serial wiring - 3 Step MacAdam
Requires remote LED driver - 350 mA



Ready for installation in solid walls
Optional plasterkit for installation into gypsum walls

PLASTERKIT MINI SQUARE
REF N° 750 01 000 For mounting into gypsum walls



TECHNICAL DATA SHEET

MINI IP20

INDOOR - INTERNO - INNENBEREICH - INTERIEUR - INTÉRIEUR - INTERIOR

Fix (not adjustable) 0° - 0°

102x238 mm




Material : CALCYT® plaster

REMOTE LED DRIVER ON/OFF

REF N° 697 00 006 8W

REF N° 697 00 015 15W

REF N° 697 00 025 25W

230V/50Hz -  - current controlled
 -  - IP20 - 350mA - not dimmable

MINI LED DIM 100 LM







REF N° 149 60 500 CRI 80 warm white 2200°K

REF N° 149 60 000 CRI 90 warm white 2700°K

REF N° 149 60 100 CRI 90 warm white 3000°K

REF N° 149 60 200 CRI 90 neutral white 4000°K

REF N° 149 60 300 royal blue

 - 1W - excl. LED driver - current controlled 350 mA -  -  -  -  -  - serial wiring - 3 Step MacAdam
Requires remote LED driver - 350 mA

REMOTE LED DRIVER DIM

REF N° 697 60 006 6W 1-10V

REF N° 697 60 015 15W 1-10V




REF N° 697 30 015 15W DALI

REF N° 697 60 025 25W 1-10V DALI PUSH

REF N° 697 60 040 40W 1-10V DALI PUSH

REF N° 697 70 009 9W PHASE DIM (tr. edge)

REF N° 697 70 017 17W PHASE DIM

230V/50Hz -  - current controlled
 -  - IP20 - 350mA - dimmable

MINI LED DIM 200 LM







REF N° 149 62 500 CRI 80 warm white 2200°K

REF N° 149 62 000 CRI 90 warm white 2700°K

REF N° 149 62 100 CRI 90 warm white 3000°K

REF N° 149 62 200 CRI 90 neutral white 4000°K

REF N° 149 62 300 royal blue

 - 2W - excl. LED driver - current controlled 350 mA -  -  -  -  -  - serial wiring - 3 Step MacAdam
Requires remote LED driver - 350 mA

MINI LED DIM 400 LM







REF N° 149 61 500 CRI 80 warm white 2200°K

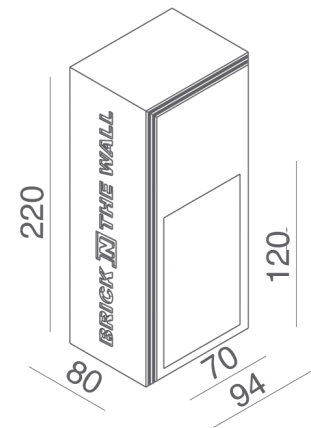
REF N° 149 61 000 CRI 90 warm white 2700°K

REF N° 149 61 100 CRI 90 warm white 3000°K

REF N° 149 61 200 CRI 90 neutral white 4000°K

REF N° 149 61 300 royal blue

 - 4W - excl. LED driver - current controlled 350 mA -  -  -  -  -  - serial wiring - 3 Step MacAdam
Requires remote LED driver - 350 mA



Ready for installation in solid walls
Optional plasterkit for installation into gypsum walls

PLASTERKIT MINI

REF N° 749 01 000 For mounting into gypsum walls



BRICK IN THE WALL

TECHNICAL DATA SHEET

MINI SQUARE IP54

BATHROOM - STANZA DA BAGNO - BADEZIMMER - BADKAMER - SALLE DE BAINS - CUARTO DE BAÑO

Fix (not adjustable) 0° - 0°

102x190 mm




Material : CALCYT® plaster

REMOTE LED DRIVER ON/OFF

REF N° 697 00 006 8W

REF N° 697 00 015 15W

REF N° 697 00 025 25W

230V/50Hz -  - current controlled
 -  - IP20 - 350mA - not dimmable

MINI SQUARE LED DIM 100 LM







REF N° 150 60 501 CRI 80 warm white 2200°K

REF N° 150 60 001 CRI 90 warm white 2700°K

REF N° 150 60 101 CRI 90 warm white 3000°K

REF N° 150 60 201 CRI 90 neutral white 4000°K

REF N° 150 60 301 royal blue

 - 1W - excl. LED driver - current controlled 350 mA -  -  -  -  -  - serial wiring - 3 Step MacAdam
Requires remote LED driver - 350 mA

REMOTE LED DRIVER DIM

REF N° 697 60 006 6W 1-10V

REF N° 697 60 015 15W 1-10V




REF N° 697 30 015 15W DALI

REF N° 697 60 025 25W 1-10V DALI PUSH

REF N° 697 60 040 40W 1-10V DALI PUSH

REF N° 697 70 009 9W PHASE DIM (tr. edge)

REF N° 697 70 017 17W PHASE DIM

230V/50Hz -  - current controlled
 -  - IP20 - 350mA - dimmable

MINI SQUARE LED DIM 200 LM







REF N° 150 62 501 CRI 80 warm white 2200°K

REF N° 150 62 001 CRI 90 warm white 2700°K

REF N° 150 62 101 CRI 90 warm white 3000°K

REF N° 150 62 201 CRI 90 neutral white 4000°K

REF N° 150 62 301 royal blue

 - 2W - excl. LED driver - current controlled 350 mA -  -  -  -  -  - serial wiring - 3 Step MacAdam
Requires remote LED driver - 350 mA

MINI SQUARE LED DIM 400 LM







REF N° 150 61 501 CRI 80 warm white 2200°K

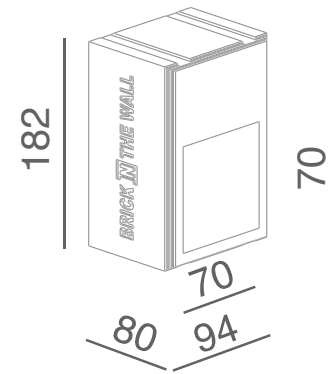
REF N° 150 61 001 CRI 90 warm white 2700°K

REF N° 150 61 101 CRI 90 warm white 3000°K

REF N° 150 61 201 CRI 90 neutral white 4000°K

REF N° 150 61 301 royal blue

 - 4W - excl. LED driver - current controlled 350 mA -  -  -  -  -  - serial wiring - 3 Step MacAdam
Requires remote LED driver - 350 mA



Ready for installation in solid walls
Optional plasterkit for installation into gypsum walls

PLASTERKIT MINI SQUARE
REF N° 750 01 000 For mounting into gypsum walls

TECHNICAL DATA SHEET

MINI SQUARE IP54

OUTDOOR - ESTERNO - AUßENBEREICH - EXTERIEUR - EXTÉRIEUR - EXTERIOR

Fix (not adjustable) 0° - 0°

102×190 mm




Material : waterproof CALCYT+®

REMOTE LED DRIVER ON/OFF

REF N° 697 00 006 8W

REF N° 697 00 015 15W

REF N° 697 00 025 25W

230V/50Hz -  - current controlled
 -  - IP20 - 350mA - not dimmable

MINI SQUARE LED DIM 100 LM







REF N° 150 60 505 CRI 80 warm white 2200°K

REF N° 150 60 005 CRI 90 warm white 2700°K

REF N° 150 60 105 CRI 90 warm white 3000°K

REF N° 150 60 205 CRI 90 neutral white 4000°K

REF N° 150 60 305 royal blue

 - 1W - excl. LED driver - current controlled 350 mA -  -  -  -  -  - serial wiring - 3 Step MacAdam
Requires remote LED driver - 350 mA

REMOTE LED DRIVER DIM

REF N° 697 60 006 6W 1-10V

REF N° 697 60 015 15W 1-10V




REF N° 697 30 015 15W DALI

REF N° 697 60 025 25W 1-10V DALI PUSH

REF N° 697 60 040 40W 1-10V DALI PUSH

REF N° 697 70 009 9W PHASE DIM (tr. edge)

REF N° 697 70 017 17W PHASE DIM

230V/50Hz -  - current controlled
 -  - IP20 - 350mA - dimmable

MINI SQUARE LED DIM 200 LM







REF N° 150 62 505 CRI 80 warm white 2200°K

REF N° 150 62 005 CRI 90 warm white 2700°K

REF N° 150 62 105 CRI 90 warm white 3000°K

REF N° 150 62 205 CRI 90 neutral white 4000°K

REF N° 150 62 305 royal blue

 - 2W - excl. LED driver - current controlled 350 mA -  -  -  -  -  - serial wiring - 3 Step MacAdam
Requires remote LED driver - 350 mA

MINI SQUARE LED DIM 400 LM







REF N° 150 61 505 CRI 80 warm white 2200°K

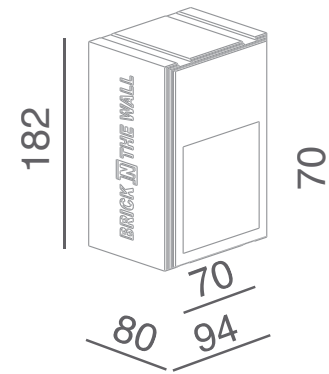
REF N° 150 61 005 CRI 90 warm white 2700°K

REF N° 150 61 105 CRI 90 warm white 3000°K

REF N° 150 61 205 CRI 90 neutral white 4000°K

REF N° 150 61 305 royal blue

 - 4W - excl. LED driver - current controlled 350 mA -  -  -  -  -  - serial wiring - 3 Step MacAdam
Requires remote LED driver - 350 mA



Ready for installation in solid walls
Optional plasterkit for installation into gypsum walls

PLASTERKIT MINI SQUARE
REF N° 750 01 000 For mounting into gypsum walls

TECHNICAL DATA SHEET

NANO IP20

INDOOR - INTERNO - INNENBEREICH - INTERIEUR - INTÉRIEUR - INTERIOR

Fix (not adjustable) 0° - 0°

71x138 mm




Material : CALCYT® plaster

REMOTE LED DRIVER ON/OFF

REF N° 697 00 006 8W

REF N° 697 00 015 15W

REF N° 697 00 025 25W

230V/50Hz -  - current controlled
 -  - IP20 - 350mA - not dimmable

NANO LED DIM 100 LM







REF N° 151 60 500 CRI 80 warm white 2200°K

REF N° 151 60 000 CRI 90 warm white 2700°K

REF N° 151 60 100 CRI 90 warm white 3000°K

REF N° 151 60 200 CRI 90 neutral white 4000°K

REF N° 151 60 300 royal blue

 - 1W - excl. LED driver - current controlled 350 mA -  -  -  -  -  - serial wiring - 3 Step MacAdam
 Requires remote LED driver - 350 mA

REMOTE LED DRIVER DIM

REF N° 697 60 006 6W 1-10V

REF N° 697 60 015 15W 1-10V




REF N° 697 30 015 15W DALI

REF N° 697 60 025 25W 1-10V DALI PUSH

REF N° 697 60 040 40W 1-10V DALI PUSH

REF N° 697 70 009 9W PHASE DIM (tr. edge)

REF N° 697 70 017 17W PHASE DIM

230V/50Hz -  - current controlled
 -  - IP20 - 350mA - dimmable

NANO LED DIM 200 LM







REF N° 151 62 500 CRI 80 warm white 2200°K

REF N° 151 62 000 CRI 90 warm white 2700°K

REF N° 151 62 100 CRI 90 warm white 3000°K

REF N° 151 62 200 CRI 90 neutral white 4000°K

REF N° 151 62 300 royal blue

 - 2W - excl. LED driver - current controlled 350 mA -  -  -  -  -  - serial wiring - 3 Step MacAdam
 Requires remote LED driver - 350 mA

NANO LED DIM 400 LM







REF N° 151 61 500 CRI 80 warm white 2200°K

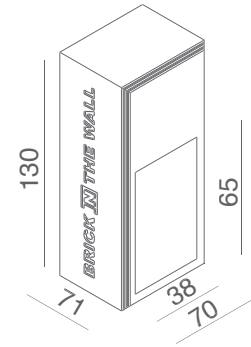
REF N° 151 61 000 CRI 90 warm white 2700°K

REF N° 151 61 100 CRI 90 warm white 3000°K

REF N° 151 61 200 CRI 90 neutral white 4000°K

REF N° 151 61 300 royal blue

 - 4W - excl. LED driver - current controlled 350 mA -  -  -  -  -  - serial wiring - 3 Step MacAdam
 Requires remote LED driver - 350 mA



Ready for installation in solid walls
 Optional plasterkit for installation into gypsum walls

PLASTERKIT NANO

REF N° 751 01 000 For mounting into gypsum walls
 Housing: perforated aluminium



TECHNICAL DATA SHEET

NANO IP54

BATHROOM - STANZA DA BAGNO - BADEZIMMER - BADKAMER - SALLE DE BAINS - CUARTO DE BAÑO

Fix (not adjustable) 0° - 0°

71×138 mm




Material : CALCYT® plaster

REMOTE LED DRIVER ON/OFF

REF N° 697 00 006 8W

REF N° 697 00 015 15W

REF N° 697 00 025 25W

230V/50Hz -  - current controlled
 -  - IP20 - 350mA - not dimmable

NANO LED DIM 100 LM







REF N° 151 60 501 CRI 80 warm white 2200°K

REF N° 151 60 001 CRI 90 warm white 2700°K

REF N° 151 60 101 CRI 90 warm white 3000°K

REF N° 151 60 201 CRI 90 neutral white 4000°K

REF N° 151 60 301 royal blue

 - 1W - excl. LED driver - current controlled 350 mA -  -  -  -  -  - serial wiring - 3 Step MacAdam
 Requires remote LED driver - 350 mA

REMOTE LED DRIVER DIM

REF N° 697 60 006 6W 1-10V

REF N° 697 60 015 15W 1-10V




REF N° 697 30 015 15W DALI

REF N° 697 60 025 25W 1-10V DALI PUSH

REF N° 697 60 040 40W 1-10V DALI PUSH

REF N° 697 70 009 9W PHASE DIM (tr. edge)

REF N° 697 70 017 17W PHASE DIM

230V/50Hz -  - current controlled
 -  - IP20 - 350mA - dimmable

NANO LED DIM 200 LM







REF N° 151 62 501 CRI 80 warm white 2200°K

REF N° 151 62 001 CRI 90 warm white 2700°K

REF N° 151 62 101 CRI 90 warm white 3000°K

REF N° 151 62 201 CRI 90 neutral white 4000°K

REF N° 151 62 301 royal blue

 - 2W - excl. LED driver - current controlled 350 mA -  -  -  -  -  - serial wiring - 3 Step MacAdam
 Requires remote LED driver - 350 mA

NANO LED DIM 400 LM







REF N° 151 61 501 CRI 80 warm white 2200°K

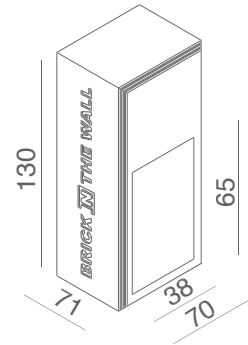
REF N° 151 61 001 CRI 90 warm white 2700°K

REF N° 151 61 101 CRI 90 warm white 3000°K

REF N° 151 61 201 CRI 90 neutral white 4000°K

REF N° 151 61 301 royal blue

 - 4W - excl. LED driver - current controlled 350 mA -  -  -  -  -  - serial wiring - 3 Step MacAdam
 Requires remote LED driver - 350 mA



Ready for installation in solid walls
 Optional plasterkit for installation into gypsum walls

PLASTERKIT NANO

REF N° 751 01 000 For mounting into gypsum walls
 Housing: perforated aluminium

TECHNICAL DATA SHEET

MINI IP54

OUTDOOR - ESTERNO - AUßENBEREICH - EXTERIEUR - EXTÉRIEUR - EXTERIOR

Fix (not adjustable) 0° - 0°

102x238 mm




Material : waterproof CALCYT+®

REMOTE LED DRIVER ON/OFF

REF N° 697 00 006 8W

REF N° 697 00 015 15W

REF N° 697 00 025 25W

230V/50Hz -  - current controlled
 -  - IP20 - 350mA - not dimmable

MINI LED DIM 100 LM







REF N° 149 60 505 CRI 80 warm white 2200°K

REF N° 149 60 005 CRI 90 warm white 2700°K

REF N° 149 60 105 CRI 90 warm white 3000°K

REF N° 149 60 205 CRI 90 neutral white 4000°K

REF N° 149 60 305 royal blue

 - 1W - excl. LED driver - current controlled 350 mA -  -  -  -  -  - serial wiring - 3 Step MacAdam
 Requires remote LED driver - 350 mA

REMOTE LED DRIVER DIM

REF N° 697 60 006 6W 1-10V

REF N° 697 60 015 15W 1-10V




REF N° 697 30 015 15W DALI

REF N° 697 60 025 25W 1-10V DALI PUSH

REF N° 697 60 040 40W 1-10V DALI PUSH

REF N° 697 70 009 9W PHASE DIM (tr. edge)

REF N° 697 70 017 17W PHASE DIM

230V/50Hz -  - current controlled
 -  - IP20 - 350mA - dimmable

MINI LED DIM 200 LM







REF N° 149 62 505 CRI 80 warm white 2200°K

REF N° 149 62 005 CRI 90 warm white 2700°K

REF N° 149 62 105 CRI 90 warm white 3000°K

REF N° 149 62 205 CRI 90 neutral white 4000°K

REF N° 149 62 305 royal blue

 - 2W - excl. LED driver - current controlled 350 mA -  -  -  -  -  - serial wiring - 3 Step MacAdam
 Requires remote LED driver - 350 mA

MINI LED DIM 400 LM







REF N° 149 61 505 CRI 80 warm white 2200°K

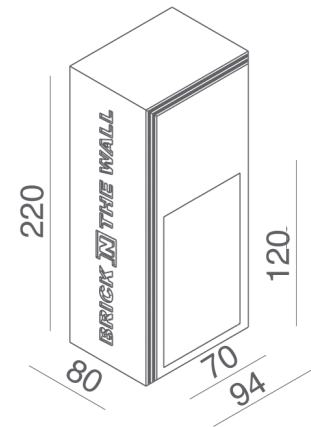
REF N° 149 61 005 CRI 90 warm white 2700°K

REF N° 149 61 105 CRI 90 warm white 3000°K

REF N° 149 61 205 CRI 90 neutral white 4000°K

REF N° 149 61 305 royal blue

 - 4W - excl. LED driver - current controlled 350 mA -  -  -  -  -  - serial wiring - 3 Step MacAdam
 Requires remote LED driver - 350 mA



Ready for installation in solid walls
 Optional plasterkit for installation into gypsum walls

PLASTERKIT MINI

REF N° 749 01 000 For mounting into gypsum walls

TECHNICAL DATA SHEET

NANO IP54

OUTDOOR - ESTERNO - AUßENBEREICH - EXTERIEUR - EXTÉRIEUR - EXTERIOR

Fix (not adjustable) 0° - 0°

71×138 mm




Material : waterproof CALCYT+®

REMOTE LED DRIVER ON/OFF

REF N° 697 00 006 8W

REF N° 697 00 015 15W

REF N° 697 00 025 25W

230V/50Hz -  - current controlled
 -  - IP20 - 350mA - not dimmable

NANO LED DIM 100 LM







REF N° 151 60 505 CRI 80 warm white 2200°K

REF N° 151 60 005 CRI 90 warm white 2700°K

REF N° 151 60 105 CRI 90 warm white 3000°K

REF N° 151 60 205 CRI 90 neutral white 4000°K

REF N° 151 60 305 royal blue

 - 1W - excl. LED driver - current controlled 350 mA -  -  -  -  -  - serial wiring - 3 Step MacAdam
Requires remote LED driver - 350 mA

REMOTE LED DRIVER DIM

REF N° 697 60 006 6W 1-10V

REF N° 697 60 015 15W 1-10V




REF N° 697 30 015 15W DALI

REF N° 697 60 025 25W 1-10V DALI PUSH

REF N° 697 60 040 40W 1-10V DALI PUSH

REF N° 697 70 009 9W PHASE DIM (tr. edge)

REF N° 697 70 017 17W PHASE DIM

230V/50Hz -  - current controlled
 -  - IP20 - 350mA - dimmable

NANO LED DIM 200 LM







REF N° 151 62 505 CRI 80 warm white 2200°K

REF N° 151 62 005 CRI 90 warm white 2700°K

REF N° 151 62 105 CRI 90 warm white 3000°K

REF N° 151 62 205 CRI 90 neutral white 4000°K

REF N° 151 62 305 royal blue

 - 2W - excl. LED driver - current controlled 350 mA -  -  -  -  -  - serial wiring - 3 Step MacAdam
Requires remote LED driver - 350 mA

NANO LED DIM 400 LM







REF N° 151 61 505 CRI 80 warm white 2200°K

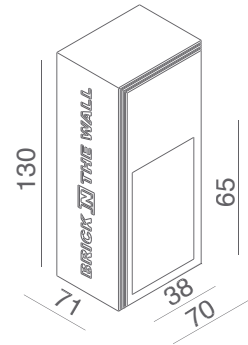
REF N° 151 61 005 CRI 90 warm white 2700°K

REF N° 151 61 105 CRI 90 warm white 3000°K

REF N° 151 61 205 CRI 90 neutral white 4000°K

REF N° 151 61 305 royal blue

 - 4W - excl. LED driver - current controlled 350 mA -  -  -  -  -  - serial wiring - 3 Step MacAdam
Requires remote LED driver - 350 mA



Ready for installation in solid walls
Optional plasterkit for installation into gypsum walls

PLASTERKIT NANO

REF N° 751 01 000 For mounting into gypsum walls
Housing: perforated aluminium